

TO CAUSE A HAZARD IN THE USE, STORAGE OR DISPOSAL OF THIS SUBSTANCE IS AN OFFENCE.

SAFETY PRECAUTIONS

1. Handle with care. Harmful when swallowed. Avoid contact. Dangerous when inhaled.
2. Wear **Personal Protective Clothing** e.g. overalls, rubber gloves, nose cover, gumboots and breathing mask when handling, preparing and applying the spray mixture.
3. **PLACE UNDER LOCK AND KEY.**
4. **KEEP APART FROM FOOD, FOODSTUFFS, SEEDS AND FERTILIZERS.**
5. **KEEP OUT OF THE REACH OF CHILDREN, UNAUTHORIZED PERSONS AND ANIMALS.**
6. **DO NOT** carry ABAMIPRID 120SL in a vehicle which is used to carry people.
7. **TOXIC TO BEES. DO NOT** apply to any plants in flower while bees are foraging.
8. **TOXIC TO FISH AND OTHER AQUATIC ORGANISMS.**
9. On completion of mixing/spraying, remove and wash protective clothing and entire body.
10. Wash with soap and running water after use or accidental skin contact.
11. **DO NOT** eat, drink or smoke while mixing, applying or before washing hands and face, or change of clothing.
12. **DO NOT** contaminate streams, rivers or water ways with the chemical or used containers.
13. **AVOID** drift on to adjacent crops and areas not under treatment.

SYMPTOMS OF POISONING :

Irritation of skin, eyes, face and mouth. Excessive inhalation may cause nasal and respiratory irritation. Ingestion may cause stomach irritation, nausea, cramps and vomiting.

FIRST AID MEASURES :

Eye: Hold eye open and rinse slowly and gently for 15 – 20 minutes with clean water. **Seek medical attention.**

Skin: Take off contaminated clothing. Rinse skin immediately with plenty of water and soap for 15 – 20 minutes.

Ingestion: Have patient drink plenty of water if able to swallow. **DO NOT** induce vomiting unless told to do so by a medical practitioner. Keep patient at rest. **DO NOT** give anything by mouth to an unconscious person. **Seek medical attention.**

Inhalation: Move patient to fresh air. If patient is not breathing, administer artificial respiration, preferably mouth to mouth.

In ALL cases, seek medical attention.

NOTE TO PHYSICIAN: Treat symptomatically and supportively.

EMPTY CONTAINER MANAGEMENT

DO NOT dispose of wash water where it can contaminate other crops, grazing, rivers or dams, foodstuffs, drinking water and eating utensils.

Cleaning of APPLICATION EQUIPMENT

After use – clean the sprayer thoroughly and ensure that all traces of Abamiprid 120SL are removed using the following method. Drain tank then rinse tank, sprayer boom and hoses with clean water for at least 10 minutes.

a. Fill tank with clean water and add to it 1.0 Litre household bleach (5%). Remove boom and leave in the tank for 15 minutes whilst agitating. Drain through the nozzle outlets.

b. Repeat step (a) above and thereafter rinse thoroughly with clean water and dispose of the wash water at a site designated for the disposal of pesticides.

EMPTY CONTAINER DISPOSAL

a. Invert the empty container over the spray tank and allow to drain for at least 30 seconds after the flow has slowed down to a drip. Thereafter rinse the container three times with a volume of water equal to at least 25% of that of the container. Add the rinsate to the contents of the spray tank.

b. Destroy the empty container by perforation and flattening. Place it in a secure disposal area and return to Maguires for recycling. **DO NOT** use the container for any other purpose.

DEALING WITH SPILLED PRODUCT:

spilled product must be absorbed in sawdust or sand, and collecting using a broom and dustpan (without a touch of the hands). A spilled product, an expired product or a product spoiled during storage is a hazardous waste and must be disposed of at the toxic waste site.

STORAGE: Store below 30°C. Store in the original, closed container in a cool and dry, well-ventilated area. Do not store for prolonged periods in direct sunlight.

COMPATIBILITY: The supplier makes no recommendation in regard to the compatibility of this product with any other products. No warranty is provided by the supplier for mixtures of this product with any other products. When mixing this product with other products, the buyer/user accepts full responsibility and risk.

WARRANTY: Seller's guarantee is limited to the terms set out on the label and subject thereto, the buyer assumes the risk to persons or property arising from the use or handling of this product and accepts the product on that condition.

Batch No.: 20230217 Date of Mfg.: 17 Feb. 2023 Date of Exp.: 17 Feb. 2026

Manufactured by:

NOVAAGRO (HK) LTD.
6TH FLOOR, WYNDHAM PLACE,
44 WYNDHAM STREET,
CENTRAL HONG KONG

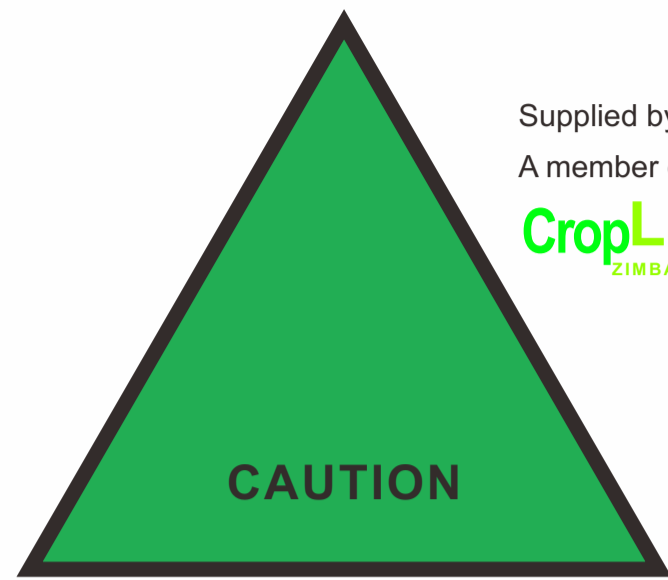
ABAMIPRID 120 SL

Insecticide/Nematicide

Reg. No.: 22-D-141-49-D-166-104

NET VOLUME: 1L

A stomach & contact nematicide and insecticide for the control of Nematodes, Aphids, Whiteflies, Leafminers, Thrips and Spider Mites on crops as listed.



Supplied by Maguires-



Composition

Abamectin.....20 g/L
Acetamiprid.....100 g/L
Inert ingredients.....up to 1L

Mass/mass

Chemical groups: Abamectin: Avermectin
Acetamiprid: Neo-nicotinoid

INSECTICIDE / NEMATICIDE – SUSPENSION CONCENTRATE LIQUID FOR AGRICULTURAL USE ONLY

DIRECTIONS FOR USE: USE ONLY ACCORDING TO LABEL INSTRUCTIONS. CAREFULLY READ THE ENTIRE LABEL BEFORE USE.

MIXING INSTRUCTIONS

Half fill the tank with clean water. Add the recommended quantity of Abamiprid to the water, whilst agitating. Top up the tank with the required amount of water. Always stir the spray mixture well and apply within a few hours. **DO NOT** prepare more spray mixture than is needed for the immediate operation.

FOLIAR APPLICATION

Crop	Pest	Rate	Application method
Tomatoes	Aphids, Whiteflies, Armyworms, Leafminers, Thrips, Spider Mites	100 - 150ml/ 100L water 400-600ml/Ha	Apply as a full cover spray
Potatoes	Colorado Beetles, Leafminers	200ml/ 100L water 800ml/Ha	Apply as a full cover spray
Citrus	Aphids, Mealybugs, Leafminers, Thrips, Jassids, Two-Spotted Mites and Carmine Mites	10 ml/ 100 L water 40-50ml/Ha	Apply as a full cover spray
Vegetables	Aphids, Thrips, Whiteflies, Armyworms.	30 ml/ 100L water 120ml/Ha	Apply as a full cover spray
	Leafminers, Red Spidermites	100-150ml/100L water 400-600ml/Ha	Apply as a full cover spray
Peas	Aphids, Thrips, Whiteflies	30ml/100L water 120ml/Ha	Apply as a full cover spray
	Leafminers, Red Spidermites	100-150ml/100L water 400-600ml/Ha	Apply as a full cover spray
Cotton	Leafminers, Aphids, Thrips, Caterpillars, Armyworms	100-150ml/100L water 400-600ml/Ha	Apply as a full cover spray
Tobacco	Aphids	200ml per 100L water 800ml/Ha	Full-cover spray 3-4 weeks after transplanting. Subsequent sprays 7-10 days later depending on level of infestation.

The pre harvest interval (PHI) of ABAMIPRID 120 SL on crops is 28 days after the last application.

SOIL APPLICATION

Crop/Pest	Application directions	Rate	Application method
Seedlings: Nematodes (<i>Meloidogyne</i> sp., <i>Xiphinema</i> sp.) Cutworms, Aphids, Whiteflies, Thrips	Apply evenly until the mixture is completely absorbed by the substrate.	200-300ml in 10L of water	Drench or drip irrigation
Vegetables / Peas: Nematodes (<i>Meloidogyne</i> sp., <i>Xiphinema</i> sp.) Cutworms, Aphids, Whiteflies, Thrips	The 1st application should be done within 2 weeks before the transplant. Make additional 3-4 applications via drench or drip irrigation. Make in total 4-5 applications, via drench or drip irrigation.	2-4L/ Ha	Drench or drip irrigation
Citrus / Cotton: Nematodes (<i>Meloidogyne</i> sp., <i>Xiphinema</i> sp.) Cutworms, Mealybugs, Aphids, Whiteflies, Thrips	Make in total 4-5 applications, via drench or drip irrigation.	2-4L/ Ha	Drench or drip irrigation
Tobacco Lands: Nematodes TBR Certificate No.:	At planting, apply at an overall rate of 2L/ Ha using one of the following methods:	2L/ Ha	Drench or hand application.
TRB COUNTEANANCED PENDING REGISTRATION	-Mix directly into the planting water supply: Pour 1L of mix into each planting hole.	13ml/ 100 L of water	
	-Mix separately from planting water: Apply 30 cups of mix into planting water in each planting hole, immediately after filling it prior to planting.	440ml /100 L of water	

Re-entry period:

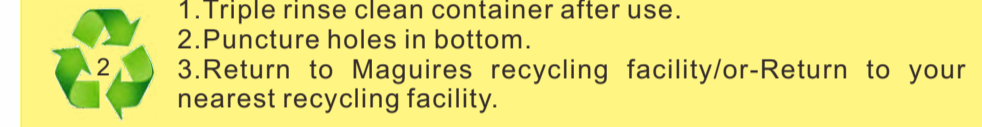
Under field conditions the spray should be allowed to dry on the foliage before re entry into treated areas.

GENERAL INFORMATION:

DESCRIPTION: ABAMIPRID 120SL is a combination of acetamiprid and abamectin. It has larvicidal and ovicidal activity. It can be used as a soil foliar or seed treatment.

MODE OF ACTION: It interferes with the nerve system. Act as a stomach and contact insecticide.

PLEASE READ CAREFULLY THE ENTIRE LABEL BEFORE USAGE.



Registration held by:

MAGCHEM (PVT) LIMITED
2274 TILBURY ROAD,
WORKINGTON, HARARE,
ZIMBABWE

TO CAUSE A HAZARD IN THE USE, STORAGE OR DISPOSAL OF THIS SUBSTANCE IS AN OFFENCE.

SAFETY PRECAUTIONS

1. Handle with care. Harmful when swallowed. Avoid contact. Dangerous when inhaled.
2. Wear **Personal Protective Clothing** e.g. overalls, rubber gloves, nose cover, gumboots and breathing mask when handling, preparing and applying the spray mixture.
3. **PLACE UNDER LOCK AND KEY.**
4. **KEEP APART FROM FOOD, FOODSTUFFS, SEEDS AND FERTILIZERS.**
5. **KEEP OUT OF THE REACH OF CHILDREN, UNAUTHORIZED PERSONS AND ANIMALS.**
6. **DO NOT** carry ABAMIPRID 120SL in a vehicle which is used to carry people.
7. **TOXIC TO BEES. DO NOT** apply to any plants in flower while bees are foraging.
8. **TOXIC TO FISH AND OTHER AQUATIC ORGANISMS.**
9. On completion of mixing/spraying, remove and wash protective clothing and entire body.
10. Wash with soap and running water after use or accidental skin contact.
11. **DO NOT** eat, drink or smoke while mixing, applying or before washing hands and face, or change of clothing.
12. **DO NOT** contaminate streams, rivers or water ways with the chemical or used containers.
13. **AVOID** drift on to adjacent crops and areas not under treatment.

SYMPTOMS OF POISONING :

Irritation of skin, eyes, face and mouth. Excessive inhalation may cause nasal and respiratory irritation. Ingestion may cause stomach irritation, nausea, cramps and vomiting.

FIRST AID MEASURES :

Eye: Hold eye open and rinse slowly and gently for 15 – 20 minutes with clean water. **Seek medical attention.**

Skin: Take off contaminated clothing. Rinse skin immediately with plenty of water and soap for 15 – 20 minutes.

Ingestion: Have patient drink plenty of water if able to swallow. **DO NOT** induce vomiting unless told to do so by a medical practitioner. Keep patient at rest. **DO NOT** give anything by mouth to an unconscious person. **Seek medical attention.**

Inhalation: Move patient to fresh air. If patient is not breathing, administer artificial respiration, preferably mouth to mouth.

In ALL cases, seek medical attention.

NOTE TO PHYSICIAN: Treat symptomatically and supportively.

EMPTY CONTAINER MANAGEMENT

DO NOT dispose of wash water where it can contaminate other crops, grazing, rivers or dams, foodstuffs, drinking water and eating utensils.

Cleaning of APPLICATION EQUIPMENT

After use – clean the sprayer thoroughly and ensure that all traces of Abamiprid 120SL are removed using the following method. Drain tank then rinse tank, sprayer boom and hoses with clean water for at least 10 minutes.

a. Fill tank with clean water and add to it 1.0 Litre household bleach (5%). Remove boom and leave in the tank for 15 minutes whilst agitating. Drain through the nozzle outlets.

b. Repeat step (a) above and thereafter rinse thoroughly with clean water and dispose of the wash water at a site designated for the disposal of pesticides.

EMPTY CONTAINER DISPOSAL

a. Invert the empty container over the spray tank and allow to drain for at least 30 seconds after the flow has slowed down to a drip. Thereafter rinse the container three times with a volume of water equal to at least 25% of that of the container. Add the rinsate to the contents of the spray tank.

b. Destroy the empty container by perforation and flattening. Place it in a secure disposal area and return to Maguires for recycling. **DO NOT** use the container for any other purpose.

DEALING WITH SPILLED PRODUCT:

spilled product must be absorbed in sawdust or sand, and collecting using a broom and dustpan (without a touch of the hands). A spilled product, an expired product or a product spoiled during storage is a hazardous waste and must be disposed of at the toxic waste site.

STORAGE: Store below 30°C. Store in the original, closed container in a cool and dry, well-ventilated area. Do not store for prolonged periods in direct sunlight.

COMPATIBILITY: The supplier makes no recommendation in regard to the compatibility of this product with any other products. No warranty is provided by the supplier for mixtures of this product with any other products. When mixing this product with other products, the buyer/user accepts full responsibility and risk.

WARRANTY: Seller's guarantee is limited to the terms set out on the label and subject thereto, the buyer assumes the risk to persons or property arising from the use or handling of this product and accepts the product on that condition.

Batch No.: 20230217 Date of Mfg.: 17 Feb. 2023 Date of Exp.: 17 Feb. 2026

Manufactured by:

NOVAAGRO (HK) LTD.
6TH FLOOR, WYNDHAM PLACE,
44 WYNDHAM STREET,
CENTRAL HONG KONG

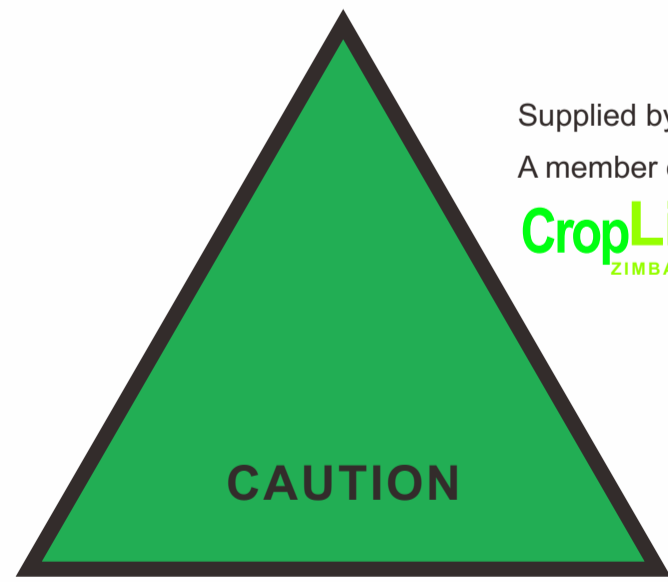
ABAMIPRID 120 SL

Insecticide/Nematicide

Reg. No.: 22-D-141-49-D-166-104

NET VOLUME: 10x1L

A stomach & contact nematicide and insecticide for the control of Nematodes, Aphids, Whiteflies, Leafminers, Thrips and Spider Mites on crops as listed.



Supplied by Maguires-



Composition

Abamectin.....20 g/L
Acetamiprid.....100 g/L
Inert ingredients.....up to 1L

Mass/mass

Chemical groups: Abamectin: Avermectin
Acetamiprid: Neo-nicotinoid

INSECTICIDE / NEMATICIDE – SUSPENSION CONCENTRATE LIQUID FOR AGRICULTURAL USE ONLY

DIRECTIONS FOR USE: USE ONLY ACCORDING TO LABEL INSTRUCTIONS. CAREFULLY READ THE ENTIRE LABEL BEFORE USE.

MIXING INSTRUCTIONS

Half fill the tank with clean water. Add the recommended quantity of Abamiprid to the water, whilst agitating. Top up the tank with the required amount of water. Always stir the spray mixture well and apply within a few hours. **DO NOT** prepare more spray mixture than is needed for the immediate operation.

FOLIAR APPLICATION

Crop	Pest	Rate	Application method
Tomatoes	Aphids, Whiteflies, Armyworms, Leafminers, Thrips, Spider Mites	100 - 150ml/ 100L water 400-600ml/Ha	Apply as a full cover spray
Potatoes	Colorado Beetles, Leafminers	200ml/ 100L water 800ml/Ha	Apply as a full cover spray
Citrus	Aphids, Mealybugs, Leafminers, Thrips, Jassids, Two-Spotted Mites and Carmine Mites	10 ml/ 100 L water 40-50ml/Ha	Apply as a full cover spray
Vegetables	Aphids, Thrips, Whiteflies, Armyworms.	30 ml/ 100L water 120ml/Ha	Apply as a full cover spray
	Leafminers, Red Spidermites	100-150ml/100L water 400-600ml/Ha	Apply as a full cover spray
Peas	Aphids, Thrips, Whiteflies	30ml/100L water 120ml/Ha	Apply as a full cover spray
	Leafminers, Red Spidermites	100-150ml/100L water 400-600ml/Ha	Apply as a full cover spray
Cotton	Leafminers, Aphids, Thrips, Caterpillars, Armyworms	100-150ml/100L water 400-600ml/Ha	Apply as a full cover spray
Tobacco	Aphids	200ml per 100L water 800ml/Ha	Full-cover spray 3-4 weeks after transplanting. Subsequent sprays 7-10 days later depending on level of infestation.

The pre harvest interval (PHI) of ABAMIPRID 120 SL on crops is 28 days after the last application.

SOIL APPLICATION

Crop/Pest	Application directions	Rate	Application method
Seedlings: Nematodes (<i>Meloidogyne</i> sp., <i>Xiphinema</i> sp.) Cutworms, Aphids, Whiteflies, Thrips	Apply evenly until the mixture is completely absorbed by the substrate.	200-300ml in 10L of water	Drench or drip irrigation
Vegetables / Peas: Nematodes (<i>Meloidogyne</i> sp., <i>Xiphinema</i> sp.) Cutworms, Aphids, Whiteflies, Thrips	The 1st application should be done within 2 weeks before the transplant. Make additional 3-4 applications via drench or drip irrigation. Make in total 4-5 applications, via drench or drip irrigation.	2-4L/ Ha	Drench or drip irrigation
Citrus / Cotton: Nematodes (<i>Meloidogyne</i> sp., <i>Xiphinema</i> sp.) Cutworms, Mealybugs, Aphids, Whiteflies, Thrips	Make in total 4-5 applications, via drench or drip irrigation.	2-4L/ Ha	Drench or drip irrigation
Tobacco Lands: Nematodes TBR Certificate No.:	At planting, apply at an overall rate of 2L/ Ha using one of the following methods:	2L/ Ha	Drench or hand application.
TRB COUNTEANANCED PENDING REGISTRATION	-Mix directly into the planting water supply: Pour 1L of mix into each planting hole.	13ml/ 100 L of water	
	-Mix separately from planting water: Apply 30 cups of mix into planting water in each planting hole, immediately after filling it prior to planting.	440ml /100 L of water	

Re-entry period:

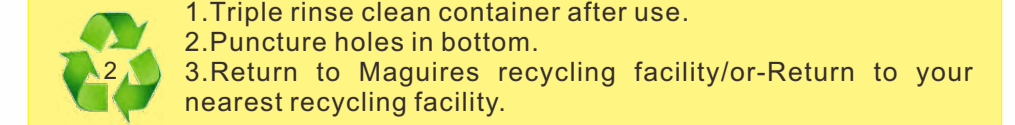
Under field conditions the spray should be allowed to dry on the foliage before re entry into treated areas.

GENERAL INFORMATION:

DESCRIPTION: ABAMIPRID 120SL is a combination of acetamiprid and abamectin. It has larvicidal and ovicidal activity. It can be used as a soil foliar or seed treatment.

MODE OF ACTION: It interferes with the nerve system. Act as a stomach and contact insecticide.

PLEASE READ CAREFULLY THE ENTIRE LABEL BEFORE USAGE.



Registration held by:

MAGCHEM (PVT) LIMITED
2274 TILBURY ROAD,
WORKINGTON, HARARE,
ZIMBABWE